



G-MAC Conference Series



Global Management & Communications

13th Japan Intl. Banking & Securities System Forum 2012

“Asset Management and Electronic Trading in the Changing Global Financial Markets”

Tuesday, February 28th, 2012 / Royal Park Hotel

Conference Report





G-MAC Conference Series



Overview

The Number of Registrations: 457

The Number of Delegates: 338

The Number of Firms : 216

The Number of Sponsors: 12

Sponsors

Workshop Sponsors

Bloomberg
Fidessa



INFORMATICA
The Data Integration Company™

iSiD
IT Solution Innovator
株式会社 電話設備サービス

PROGRESS
software

Exhibition Sponsors



INTELLIGENT WAVE INC.

Interactive Brokers
The Professional's Gateway to the World's Markets

patsystems
powers trades, builds exchanges, manages risk.

東芝ソリューション株式会社
TOSHIBA SOLUTIONS CORPORATION



TOSHO COMPUTER
SYSTEMS Co.,Ltd

Supporting Organizations



AIMA JAPAN UPANI SEWADAN FELJIN



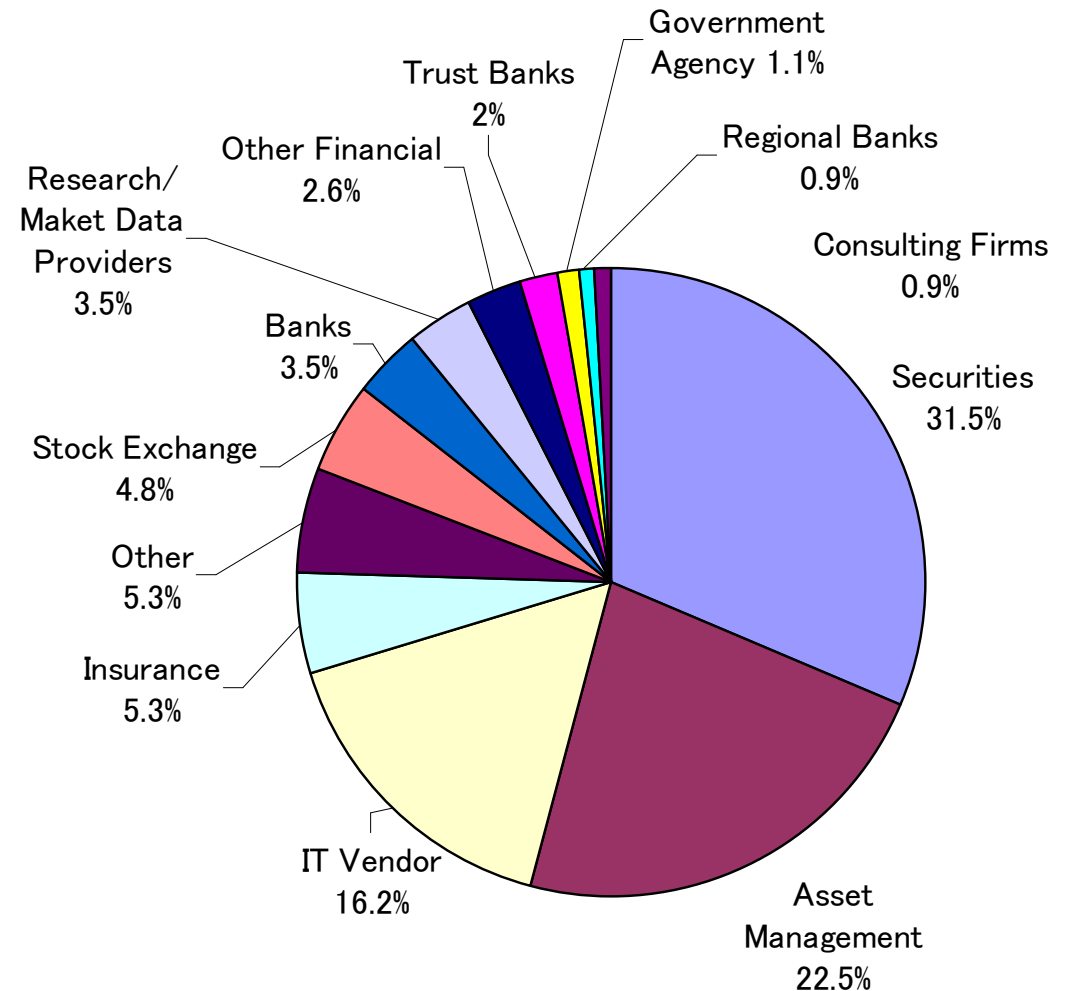
FIX PROTOCOL
INDUSTRY-DRIVEN MESSAGING STANDARD™

Media Partners



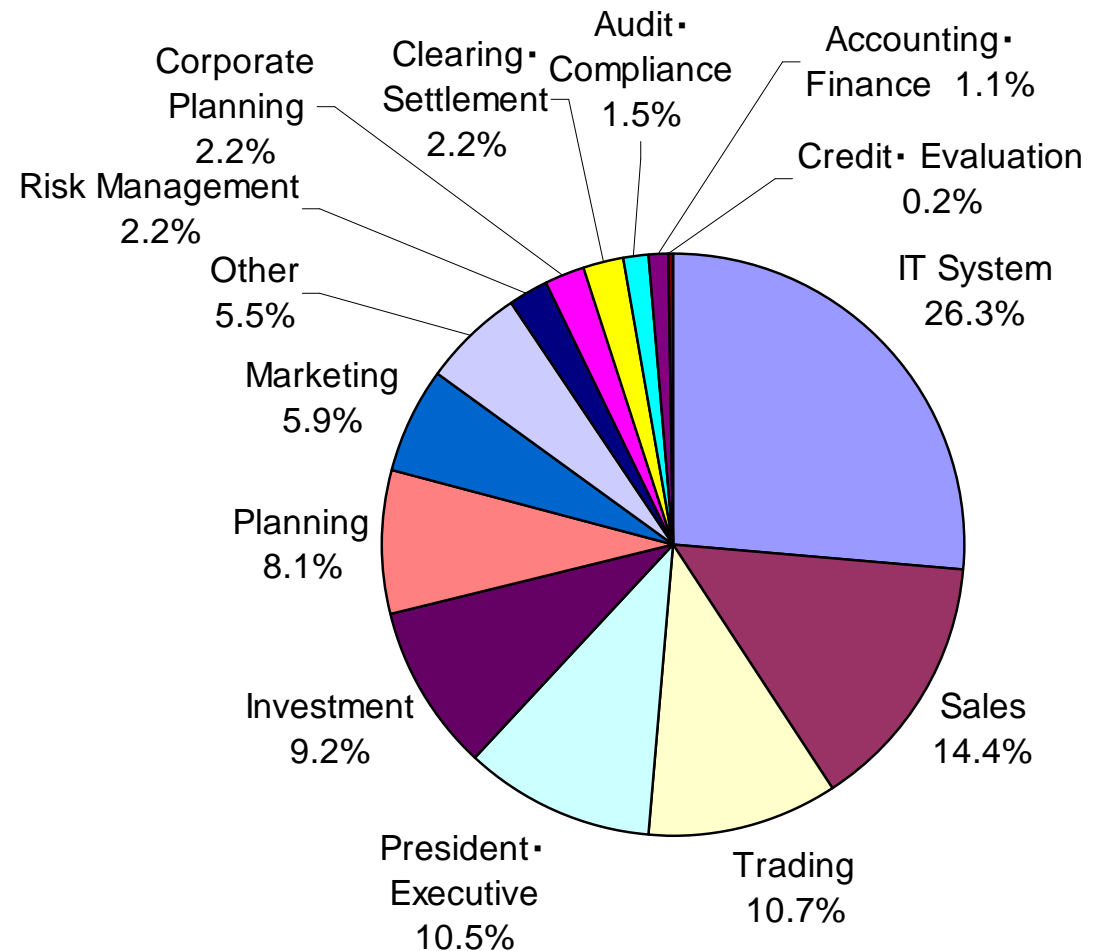
Delegates' Classification by Industry

Industry	The Number of People	%
Securities	144	31.5%
Asset Management	103	22.5%
IT Vendors	74	16.2%
Insurance	24	5.3%
Other	24	5.3%
Stock Exchange	22	4.8%
Banks	16	3.5%
Research / Market Data Providers	16	3.5%
Other Financials	12	2.6%
Trust Banks	9	2.0%
Government Agency	5	1.1%
Regional Banks	4	0.9%
Consulting Firms	4	0.9%
Total	457	100%



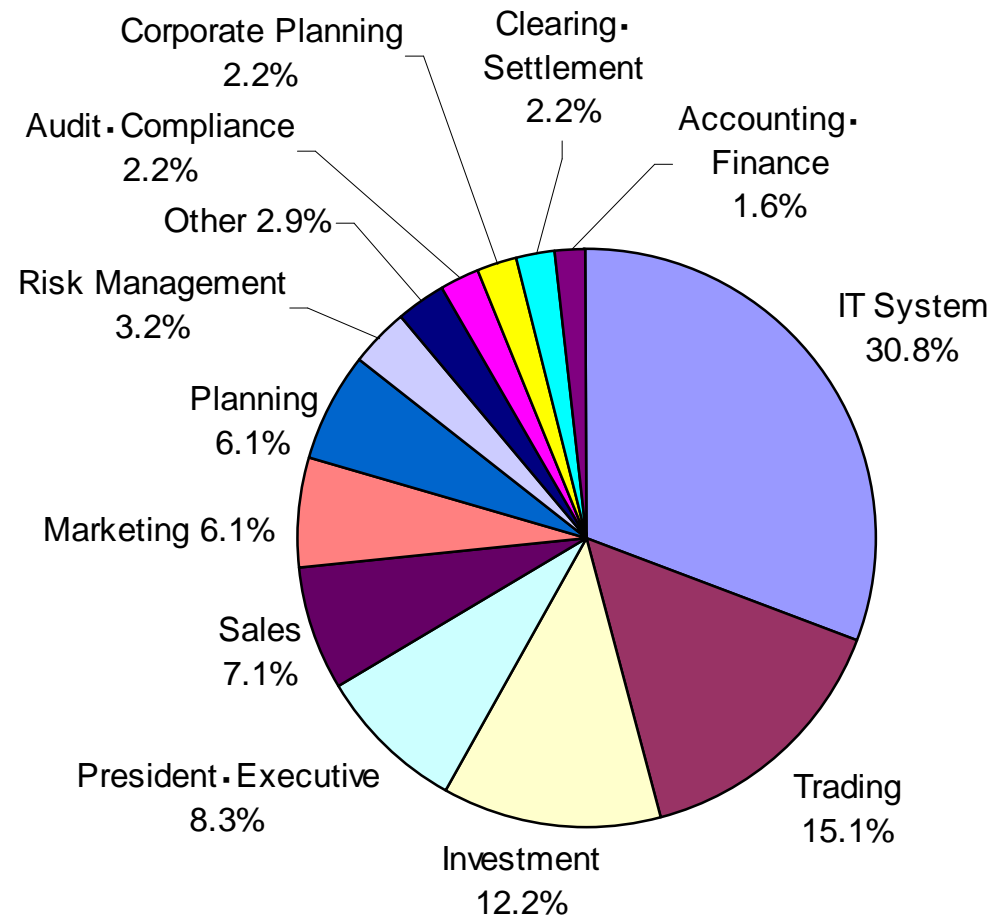
Delegates' Classification by Job Category

Job Category	The Number of People	%
IT System	120	26.3%
Sales	66	14.4%
Trading	49	10.7%
President·Executive	48	10.5%
Investment	42	9.2%
Planning	37	8.1%
Marketing	27	5.9%
Other	25	5.5%
Risk Management	10	2.2%
Corporate Planning	10	2.2%
Clearing·Settlement	10	2.2%
Audit·Compliance	7	1.5%
Accounting·Finance	5	1.1%
Credit·Evaluation	1	0.2%
Total	457	100%



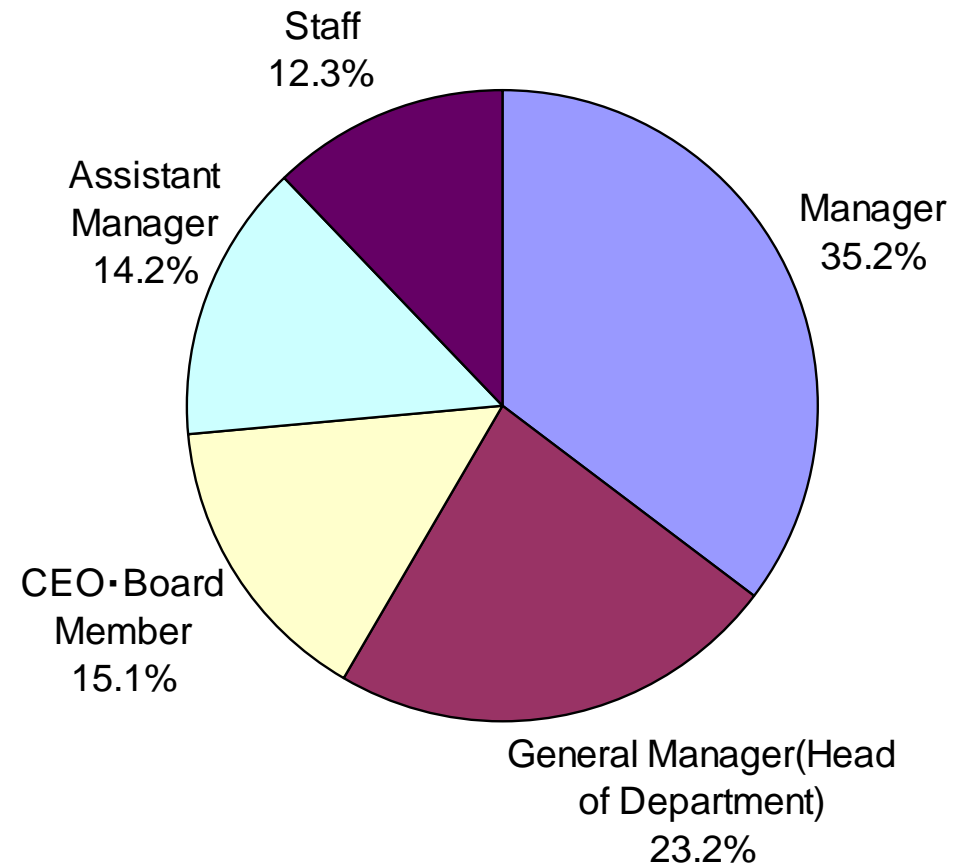
Delegates' Classification by Job Category (Financials Only)

Job Category	The Number of People	%
IT System	96	30.8%
Trading	47	15.1%
Investment	38	12.2%
President-Executive	26	8.3%
Sales	22	7.1%
Marketing	19	6.1%
Planning	19	6.1%
Risk Management	10	3.2%
Other	9	2.9%
Audit-Compliance	7	2.2%
Corporate Planning	7	2.2%
Clearing-Settlement	7	2.2%
Accounting-Finance	5	1.6%
Total	312	100%



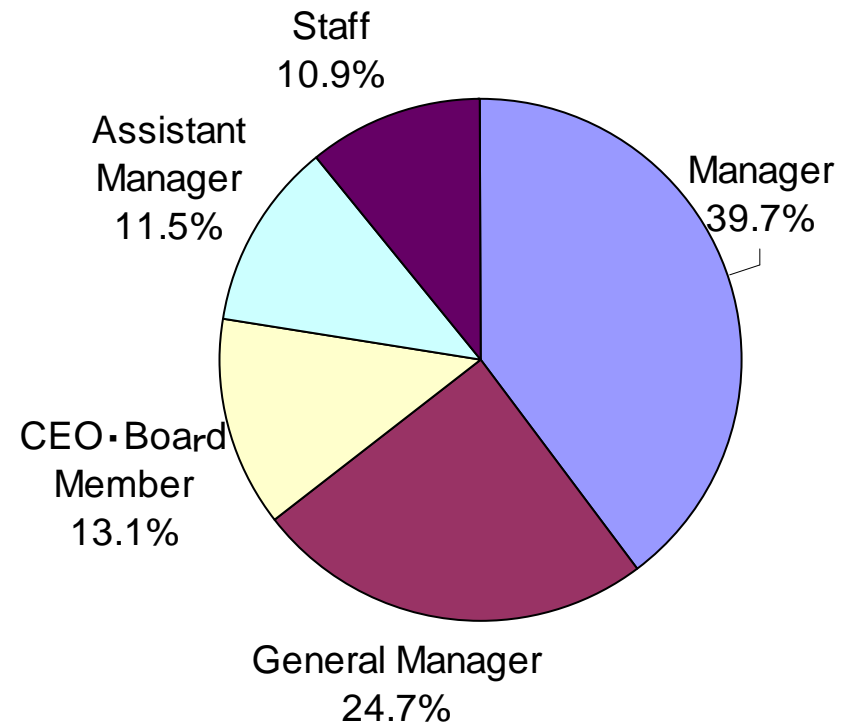
Delegates' Classification by Job Level

Job Title Classification	The Number of People	%
Manager	161	35.2%
General Manager(Head of Department)	106	23.2%
CEO·Board Member	69	15.1%
Assistant Manager	65	14.2%
Staff	56	12.3%
Total	457	100%

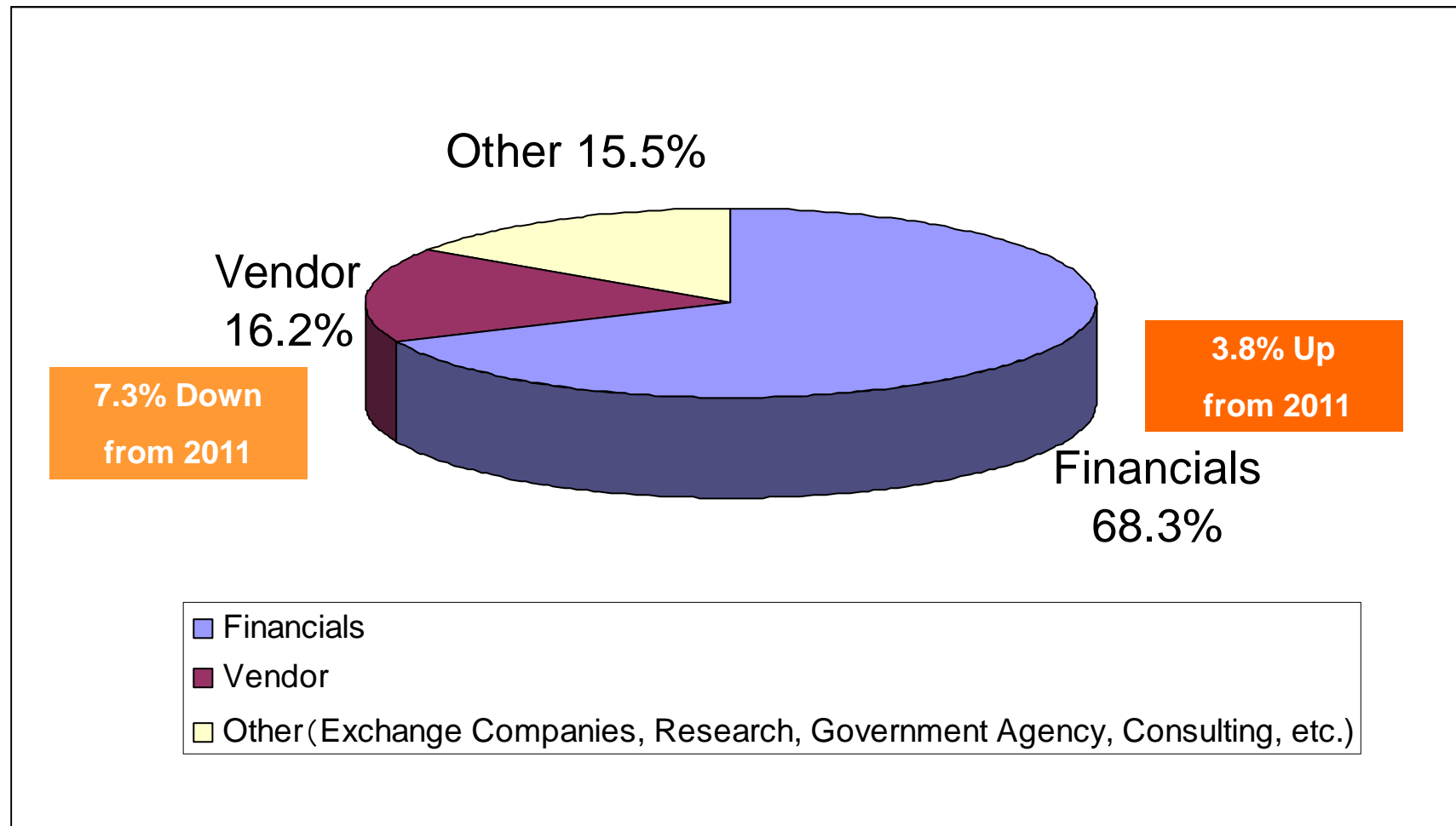


Delegates' Classification by Job Level (Financials Only)

Job Title Classification	The Number of People	%
Manager	124	39.7%
General Manager	77	24.7%
CEO • Board Member	41	13.1%
Assistant Manager	36	11.5%
Staff	34	10.9%
Total	312	100%



Delegates: Financials / Vendor



Delegates: Buyside / Sellside

